



---

## PARTNERS' PORTAL USER GUIDE



# CONTENTS

**1 /** Introduced Clients

**2 /** Partner Payment History

**3 /** Payment Report

**4 /** Visitor Statistics

---

Please note that the data shown in this manual is for testing purposes, and only indicative of what the new live IB portal will showcase.

## Introduction

The IC Markets Partners' experience just got upgraded.

Your new Partner's portal has new features with easy-to-use market-leading tools to help you track your progress all in one place.

Follow this guide to see the latest updates to your new and improved Partners' portal.



Email: [partners@icmarkets.com](mailto:partners@icmarkets.com)

# Introduced Clients

The screenshot displays the 'Introduced Clients' dashboard on a laptop. The dashboard features a sidebar with navigation links and a main content area with a table of client data. The table has 7 columns: Client ID, Client Name, Last Trade Date, Registration Date, Total Closed Volume, Total Volume, and Total Partner Payment. The table contains 4 rows of data.

Client ID	Client Name	Last Trade Date	Registration Date	Total Closed Volume	Total Volume	Total Partner Payment
186652	Becky Handry	15/03/2017	15/03/2017	9.94	12.3	178
186653	John William	15/03/2017	15/03/2017	10.43	10.2	195
186652	Michael Doe	15/03/2017	15/03/2017	9.22	0	173
186652	Joseph Daniel	15/03/2017	15/03/2017	21.3	12.5	301

your clients with assigned IDs.

all client activity with  
a new user-friendly  
reporting system.

# 206 Partner Payment History

## Partner Payment History

Finder

Sun 1:44 PM

AC Asht Chaudhary

Introduced Clients **Partner Payment History** Earnings Report Visitor Statistics Promotional Materials

**Partner Payment History** [Export Excel](#)

Date: 02/12/2020 Client ID: 1356112 Trading Platform: All [Apply](#) [Reset](#)

Client ID	Trade no.	Platform	Account No.	Account Type	Account Currency	Close Date	Volume (lots)	Partner Payment
186652	26186652	MT5	2672121	Raw Spread	USD	15/03/2017	1112	175
186652	26186652	MT5	2672121	Raw Spread	USD	15/03/2017	1213	186
186652	26186652	MT5	2672121	Standard	USD	15/03/2017	1232	155
186652	26186652	MT5	2672121	Standard	USD	15/03/2017	1244	160

Showing 1 to 15 of 360 entries

1 2 3 ... 5

Please note that data is synchronised everyday after the roll-over (server time). Your request to fetch commission history of more than 3 days will be handled and sent within 1 business day to your registered email.

# 2

07  
Partner Payment History

## Single wallet

Simplify payments with a single wallet replacing agent accounts.

## Filters

Apply filters according to your desired selection, including Client ID, Trade no., Platform, Account No. Account Type, Account Currency, Closing Date, Volume (lots) and Partner Payments.

### Partner Payment History

[Export Excel](#)

Date

Client ID

Trading Platform



02/12/2020



02/12/2020

1356112

All



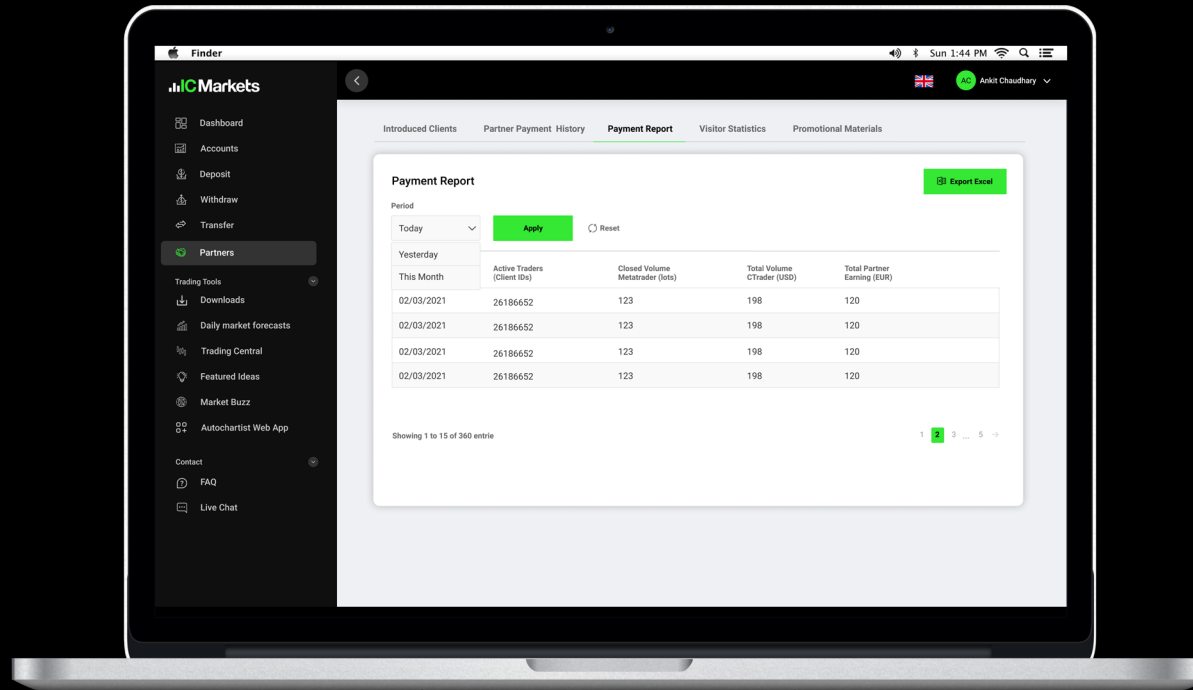
Apply



Reset

Client ID	Trade no.	Platform	Account No.	Account Type	Account Currency	Close Date	Volume (lots)	Partner Payment
186652	26186652	MT5	2672121	Raw Spread	USD	15/03/2017	1112	175

# Payment Report



The screenshot shows a laptop displaying the JIC Markets website. The left sidebar contains a navigation menu with the following items: Dashboard, Accounts, Deposit, Withdraw, Transfer, Partners (highlighted), Trading Tools, Downloads, Daily market forecasts, Trading Central, Featured Ideas, Market Buzz, Autochartist Web App, Contact, FAQ, and Live Chat. The main content area is titled 'Payment Report' and includes a sub-header with tabs: Introduced Clients, Partner Payment History, Payment Report (active), Visitor Statistics, and Promotional Materials. Below the tabs, there is a 'Payment Report' section with a 'Period' dropdown set to 'Today', an 'Apply' button, and a 'Reset' button. A table displays the following data:

Period	Active Traders (Client IDs)	Closed Volume (lots)	Total Volume CTrader (USD)	Total Partner Earning (EUR)
Yesterday				
This Month				
02/03/2021	26186652	123	198	120
02/03/2021	26186652	123	198	120
02/03/2021	26186652	123	198	120
02/03/2021	26186652	123	198	120

Below the table, it says 'Showing 1 to 15 of 360 entries'. At the bottom right of the table, there is a pagination control showing '1 2 3 ... 5'.



## 3

09  
Payment Report

Create detailed payment reports for active traders (Client ID) showing the Closed Volume Metatrader (Lots), Total Volume Ctrader (USD) and Total Partner Payment.

Payment Report

Period

Today

Yesterday

This Month

Apply

Reset

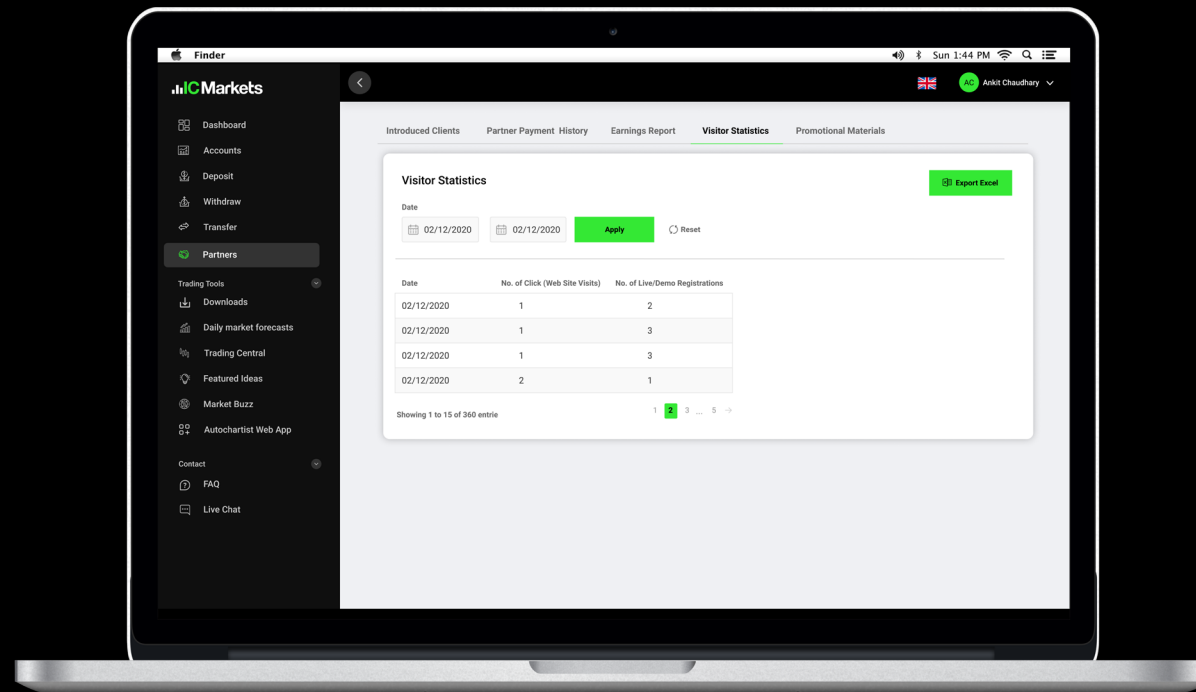
Export

	Active Traders (Client IDs)	Closed Volume Metatrader (lots)	Total Volume CTrader (USD)	Total Partner Earning (EUR)
02/03/2021	26186652	123	198	120
02/03/2021	26186652	123	198	120
02/03/2021	26186652	123	198	120
02/03/2021	26186652	123	198	120

# 4

10  
Visitor Statistics

# Visitor Statistics





## Statistics Overview

Get an overview of the visitor statistics and customise the analytics according to your selected date ranges.


### Visitor Statistics

Date

 02/12/2020

 02/12/2020

Apply

 Reset

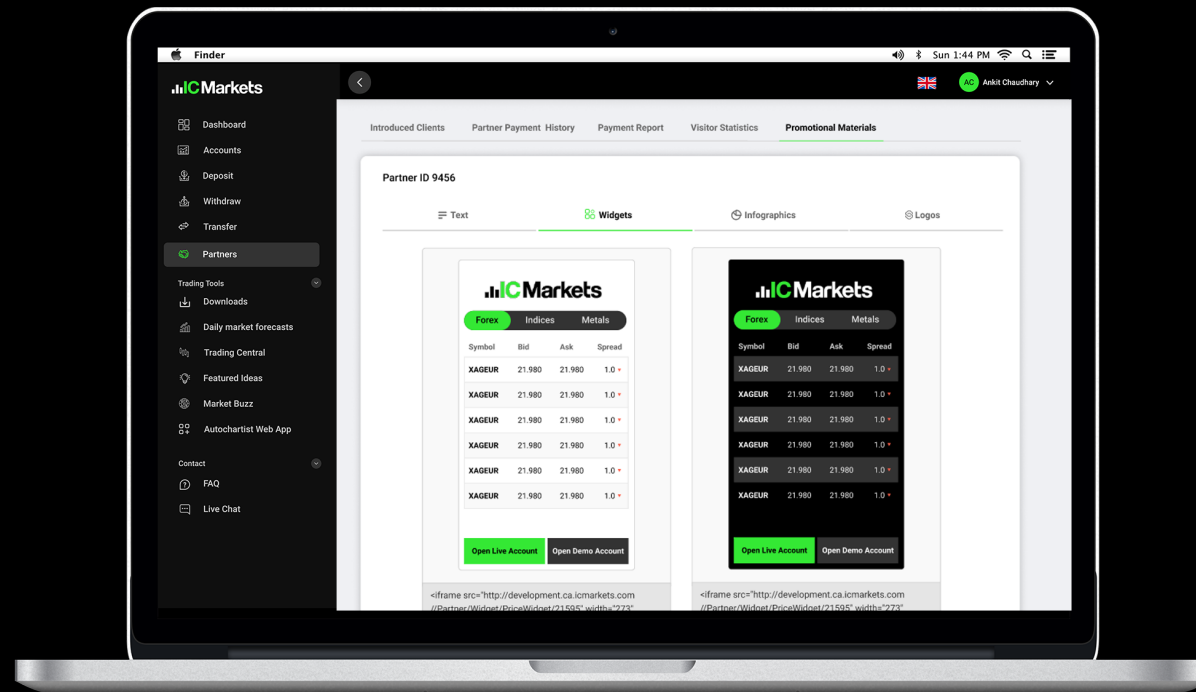
Date	No. of Click (Web Site Visits)	No. of Live/Demo Registrations
02/12/2020	1	2
02/12/2020	1	3
02/12/2020	1	3
02/12/2020	2	1

Showing 1 to 15 of 360 entrie

1 2 3 ... 5 →

## 5 12 Promotional Materials

# Promotional Materials



## 13 Promotional Materials

The image shows two side-by-side widget designs for a trading platform. Both designs feature the 'IC Markets' logo at the top, followed by a navigation bar with 'Forex', 'Indices', and 'Metals' tabs. Below the tabs is a table with four columns: 'Symbol', 'Bid', 'Ask', and 'Spread'. The table contains six rows of data for the 'XAGEUR' symbol, showing a bid of 21.980, an ask of 21.980, and a spread of 1.0. The left design is light-themed with a white background and green accents, while the right design is dark-themed with a black background and green accents.